

Report Content





Company Card	1
Registration Data.....	3
Economic Activities.....	6
Change history	7
EGRUL transcript.....	9
Addresses	10
Shareholders, EGRUL.....	11
Ownership structure.....	12
Company's links.....	13
Persons entitled to act without power of attorney	16
Domains, All	17
Inspections by government authorities	18
Taxes.....	19
Balance sheet, RUB, x 1.....	20
Statement of Financial Results, RUB, x 1.....	21
Statement of Cash Flows, RUB, x 1	22
Book-keeping report, 2017, GMC Rosstat	23
Analytic balance sheet, Analysis, 2017, RUB, x 1 000	32
Analytic report on Cash Flows, Analysis, 2017, RUB, x 1 000	33
Coefficients calculation, Analysis, 2017, RUB, x 1 000.....	34
Financial condition estimate, RUB, x 1, 2017	41

Company Card

Name (Eng)	OBSHCHESTVO S OGRANICHENNOI OTVETSTVENNOSTYU "TORGOVY DOM "2A"
Name in Russian	ООО "ТД "2А"
Legal address	117186, г. Москва, проспект Севастопольский, д. 43А корп. 2
Web	td2a-link.ru
Registration date	30.06.2016
OGRN	1167746615475
INN	7727294564
OKOPF	Limited liability companies
Main type of activity	Business and other management consultancy activities
Manager	Korovin Evgeni Anatolevich · generalny direktor

Size of enterprise	Micro Enterprises
Average number of employees	45 persons
Charter capital	10 000 RUB · 01.07.2016

Income	68 324 000 ₪ · 31.12.2017
Expenses	67 744 000 ₪ · 31.12.2017
Taxes	17 560 578 ₪ · 31.12.2017

Sales revenue	 68 295 000 ₪ · 31.12.2017
Net profit	 457 000 ₪ · 31.12.2017
Net assets	 467 000 ₪ · 31.12.2017
Cashflow	 474 000 ₪ · 31.12.2017

Status Acting (EGRUL 06.02.2019)

Credit Limit **Less than 100 000 roubles**

SPARK indices



Risk
medium



DDI
low



FS
high



PDI
-

Activity for 12 months

Staff	45 persons
Procurements	Do not participate in tenders by Federal law FZ-44 and FZ-223
Licenses	Information on licenses in EGRUL not included
Pledges and leasing	There is no property in pledge or leasing
Marketing (domains and trademarks)	2 domains — exhibit marketing activity
Inspections	1 conducted
Insurance contributions, 2017	PFR 7 390 538 ₺ · FOMS 1 940 850 ₺ · FSS 495 944 ₺

Risk factors

— The legal address is set as location of several legal entities (companies according to Federal Tax Service data on 01.02.2019: 19, not affiliated companies according to SPARK data: 20, at this location: 29)

Registration Data

SPARK code	10656774
OGRN	1167746615475
INN	7727294564
KPP	772701001
OKPO	03326481
OKATO	45293570000
OKTMO	45903000000
OKFS	Private property (16)
OKOPF	Limited liability companies (12300)

State registration data

Primary registration date	30.06.2016
Registration date	30.06.2016
Registering authority	Mezhraionnaya inspektsiya FNS Rossii N46 po g.Moskve
Registration authority address	125373,Moskva g,Pokhodny proezd, domovladenie 3, str.2

Information about the account with the tax authority

Tax authority	Inspektsiya Federalnoi nalogovoi sluzhby N 27 po g.Moskve
Date of account registration	30.06.2016

Registration with Pension Fund (PF), Social Insurance Fund (FSS), Compulsory Medical Insurance Fund (FOMS)

Fund name	Registration date	Deregistration date	Registration number	Registering authority
PF	04.07.2016		087709006632	Gosudarstvennoe uchrezhdenie - Glavnoe Upravlenie Pensionnogo fonda RF N4 Upravlenie N1 po g. Moskve i Moskovskoi oblasti munitsipalny raion Kotlovka g.Moskvy
FSS	01.07.2016		771906675777191	Filial N19 Gosudarstvennogo uchrezhdeniya - Moskovskogo regionalnogo otdeleniya Fonda sotsialnogo strakhovaniya Rossiskoi Federatsii

Information about statements submitted for state registration

Form	Type of changes	Date of submission	Tax authority	State Registration Number	Documents ready on (date)
P13001	Application for state registration of amendments to the		Mezhraionnaya inspektsiya Federalnoi nalogovoi sluzhby N 46 po g. Moskve	6177748111436	04.09.2017

Form	Type of changes	Date of submission	Tax authority	State Registration Number	Documents ready on (date)
	constituent documents of a legal entity				
P14001	Application for an entry to the Unified State Register of Legal Entities of changes in a legal entity data other than changes to its constituent documents		Mezhraionnaya inspektsiya Federalnoi nalogovoi sluzhby N 46 po g. Moskve	9177747272606	26.07.2017
P14001	Application for an entry to the Unified State Register of Legal Entities of changes in a legal entity data other than changes to its constituent documents		Mezhraionnaya inspektsiya Federalnoi nalogovoi sluzhby N 46 po g. Moskve	7167750417201	13.12.2016
P13001	Application for state registration of amendments to the constituent documents of a legal entity		MEZHRAIONNAYA INSPEKTSIYA FEDERALNOI NALOGOVOI SLUZHBY N 46 PO G. MOSKVE	2167750864455	14.11.2016
P13001	Application for state registration of amendments to the constituent documents of a legal entity		Mezhraionnaya inspektsiya Federalnoi nalogovoi sluzhby N 46 po g. Moskve	8167749409369	17.10.2016
P14001	Application for an entry to the Unified State		MEZHRAIONNAYA INSPEKTSIYA FEDERALNOI NALOGOVOI SLUZHBY N 46 PO G. MOSKVE	8167749402714	17.10.2016

Form	Type of changes	Date of submission	Tax authority	State Registration Number	Documents ready on (date)
	Register of Legal Entities of changes in a legal entity data other than changes to its constituent documents				
P11001	Application for a legal entity state registration on its creation	29.06.2016 (Personally)	Mezhraionnaya IFNS Rossii N 46 po g.Moskve	1167746615475	05.07.2016

Economic Activities

Sector affiliation by OKVED

Name, description	OKVED
Business and other management consultancy activities (Main - EGRPO GMC Rosstat, EGRUL, Financial Statements GMC Rosstat)	70.22
Legal activities	69.10
Advertising agencies	73.11
Other business support service activities n.e.c.	82.99

Change history

Changes to names and legal status

Name, description	INN	OGRN	Legal form	Date of changes
A2, ООО	7727294564	1167746615475	Limited liability companies	20.07.2016

History of manager changes

Full name	Position held	Date of changes
Korovin Evgeni Anatolevich	generalny direktor	17.10.2016
Simonenko Aleksei Vladimirovich	generalny direktor	30.06.2016

Registration actions with Federal Tax Service (FNS)

GRN	Change date	Change type	Additional information
617774811436	04.09.2017	Alteration of legal entity data, contained in EGRUL, related to the alteration of constituent documents, on an application	
9177747272606	26.07.2017	Alteration of legal entity data, contained in EGRUL, not related to the alteration of constituent documents, on an application	<ul style="list-style-type: none"> Shareholder - OBSHCHESTVO S OGRANICHENNOI OTVETSTVENNOSTYU "VINOKONYACHNY ZAVOD "ALYANS-1892", nominalnaya stoimost 5000 rub., dolya 50%
7167750417201	13.12.2016	Alteration of legal entity data, contained in EGRUL, not related to the alteration of constituent documents, on an application	<ul style="list-style-type: none"> Shareholder - PUBLICHNOE AKTSIONERNOE OBSHCHESTVO "ABRAU - DYURSO", nominalnaya stoimost 5000 rub., dolya 50%
2167750864455	14.11.2016	Alteration of legal entity data, contained in EGRUL, related to the alteration of constituent documents, on an application	
8167749402714	17.10.2016	Alteration of legal entity data, contained in EGRUL, not related to the alteration of constituent documents, on an application	<ul style="list-style-type: none"> A person entitled to act without a warrant - Korovin Evgeni Anatolevich, Generalny direktor
8167749409369	17.10.2016	Alteration of legal entity data, contained in EGRUL, related to the alteration of constituent documents, on an application	<ul style="list-style-type: none"> Company name - OBSHCHESTVO S OGRANICHENNOI OTVETSTVENNOSTYU "TORGOVY DOM "2А"
9167747512594	05.07.2016	Registration of a legal entity as an insured in the territorial authority of the Pension Fund of the Russian Federation data entry to EGRUL	

GRN	Change date	Change type	Additional information
9167747407247	02.07.2016	Registration of a legal entity as an insured in the executive body of the Social Insurance Fund of the Russian Federation data entry to EGRUL	
1167746615475	30.06.2016	EGRUL entry of data on the establishment of a legal entity	<ul style="list-style-type: none"> • Address - g. Moskva, prospekt Sevastopolski, d. 43A korp. 2, • Shareholder - ПУБЛИЧНОЕ АКЦИОНЕРНОЕ ОБЩЕСТВО "АВРАУ - ДЮРСО", номинальная стоимость 5000 руб., доля 50%, • Charter capital - 10000 руб.
9167747329169	30.06.2016	Registration of a legal entity in a tax authority data entry to EGRUL	

EGRUL transcript


06 February 2019	
Word	PDF

Archive of transcripts

20 June 2018	20 September 2017	21 August 2017	16 May 2017	27 March 2017					
Word	PDF	Word	PDF	Word	PDF	Word	PDF	Word	PDF

Addresses

g. Moskva, prospekt Sevastopolski, d. 43A korp. 2

 This address was deemed unreliable by 5 companies

According to the Federal Tax Service for the 01.02.2019 the address MOSKVA G,SEVASTOPOLSKI PR-KT, dom (vladenie) 43A, korpus (stroenie) 2 is specified as the location for state registration of legal entities:19

Other companies on the same address

Companies	Not affiliated	Affiliated	Inactive	Total
With the same address	20	2	19	41
In this building	30	2	19	51


Places of business

1 address
in 1 region

1 Moscow

Shareholders, EGRUL

EGRUL

Name, description	Address	Share in charter capital, rubles	Share in charter capital, %	Date entered in EGRUL
 ABRAU-DYURSO, PAO	g. Moskva, prospekt Sevastopolski, d. 43A korp. 2	5 000	50.00	13.12.2016
 VINOKONYACHNY ZAVOD ALYANS-1892, OOO	Kaliningradskaya obl, g. Chernyakhovsk, ul. Gogolya, d. 9A	5 000	50.00	26.07.2017

History of changes

Name, description	Address	Share in charter capital, rubles	Share in charter capital, %	Date entered in EGRUL
VINOKONYACHNY DOM ALYANS-1892, OOO	g. Moskva, ul. Vereiskaya, d. 17	5 000	50.00	13.12.2016
ABRAU-DYURSO, PAO	g. Moskva, prospekt Sevastopolski, d. 43A korp. 2	10 000	100.00	30.06.2016

Ownership structure

Direct ownership share at least 25%

Name, description	Address	Hierarchy	Direct ownership share *, %	Indirect ownership share, %
 VINOKONYACHNY ZAVOD ALYANS-1892, ООО	 Russian Federation, Kaliningradskaya obl, g. Chernyakhovsk, ul. Gogolya, d. 9A	1	50.00	—
Pilgrirefin B.V.	 Netherlands, Netherlands, Noord-Holland, Amsterdam, Postbus 990	1.1	100.00	50.00
 ABRAU-DYURSO, PAO	 Russian Federation, g. Moskva, prospekt Sevastopolski, d. 43A korp. 2	2	50.00	—
 AKTIV KAPITAL, ООО	 Russian Federation, g. Moskva, prospekt Sevastopolski, d. 43A korp. 2	2.1	60.34	30.17
Titov Boris Yurevich		2.1.1	100.00	30.17
Titov Pavel Borisovich		2.2	34.46	17.23

* Share of charter capital under direct control of a company lower in the structure. If the exact share of capital is not known, a range is set. In this case no further calculations of indirect control of charter capital are possible.

Company's links

Affiliated parties

Name, description	Address	Reason for link
ABRAU-DYURSO, OOO	Krasnodarski kr, g. Novorossisk, s. Abrau-Dyurso, ul. Promyshlennaya, d. 19 etazh 2 pom. 7	Legal entities in which the direct or indirect shareholder with a share of more than 50% also holds a stake of more than 50% directly or indirectly throughout the supply chain
ABRAU-DYURSO, PAO	g. Moskva, prospekt Sevastopolski, d. 43A korp. 2	Owners with the proportion equal to or greater than 20%
ABRAU-DYURSO, ZAO	Krasnodarski kr, g. Novorossisk, s. Abrau-Dyurso, ul. Promyshlennaya, d. 19	Legal entities in which the direct or indirect shareholder with a share of more than 50% also holds a stake of more than 50% directly or indirectly throughout the supply chain
ABRAU-STROI, OOO	Krasnodarski kr, g. Novorossisk, s. Abrau-Dyurso, ul. Promyshlennaya, d. 19, 1 etazh pom. 75	Legal entities in which the direct or indirect shareholder with a share of more than 50% also holds a stake of more than 50% directly or indirectly throughout the supply chain
AKTIV KAPITAL, OOO	g. Moskva, prospekt Sevastopolski, d. 43A korp. 2	Directly or indirectly controlling entities or individuals-owners (share of ownership in each link of the whole chain of more than 50%)
ATELE VINA ABRAU-DYURSO, OOO	g. Moskva, bulvar Smolenski, d. 15 pom. 127	Legal entities in which the direct or indirect shareholder with a share of more than 50% also holds a stake of more than 50% directly or indirectly throughout the supply chain
BIORESURS, OOO	Kalmykiya resp, Yashaltinski raion, s. Yashalta, ul. Trudovaya, d. 7	Legal entities in which the direct or indirect shareholder with a share of more than 50% also holds a stake of more than 50% directly or indirectly throughout the supply chain
Boyarskikh Aleksandr Alekseevich	—	Head controlled or controlling legal entity
Ermakov Andrei Gennadevich	—	Head controlled or controlling legal entity
Gogelgants Vladimir Fedorovich	—	Head controlled or controlling legal entity
Gulyas Aleksei Nikolaevich	—	Head controlled or controlling legal entity
KUBANSKAYA VINODELCHESKAYA ARTEL, OOO	Krasnodarski kr, g. Krasnodar, ul. Im Stasova, d. 174 korp. 1	Legal entities in which the direct or indirect shareholder with a share of more than 50% also holds a stake of more than 50% directly or indirectly throughout the supply chain
Khaptkhirov Aleksandr Alekseevich	—	Head controlled or controlling legal entity
Korovin Evgeni Anatolevich	—	Director
Krasova Natalya Valerevna	—	Head controlled or controlling legal entity
Kudryavtsev Igor Vladimirovich	—	Head controlled or controlling legal entity
LOZA, OOO	Krasnodarski kr, Anapski raion, s. Sukko, ul. Kiblerova, d.	Legal entities in which the direct or indirect

Name, description	Address	Reason for link
	2	shareholder with a share of more than 50% also holds a stake of more than 50% directly or indirectly throughout the supply chain
MEZHDUNARODNAYA SHKOLA VINODELIYA ABRAU-DYURSO, OOO	Krasnodarski kr, g. Novorossisk, s. Abrau-Dyurso, ul. Promyshlennaya, d. 19 etazh 2 pom. 30	Legal entities in which the direct or indirect shareholder with a share of more than 50% also holds a stake of more than 50% directly or indirectly throughout the supply chain
MILLEROVSKI VINZAVOD, AO	Rostovskaya obl, Millerovski raion, g. Millerovo, ul. Karla Marksa, d. 1	Legal entities in which the direct or indirect shareholder with a share of more than 50% also holds a stake of more than 50% directly or indirectly throughout the supply chain
Maslovski Vladimir Vladimirovich	—	Head controlled or controlling legal entity
PROEKTNAYA KOMPANIYA, OOO	Krasnodarski kr, g. Novorossisk, s. Abrau-Dyurso, ul. Promyshlennaya, d. 19 etazh 2 pom. 34	Legal entities in which the direct or indirect shareholder with a share of more than 50% also holds a stake of more than 50% directly or indirectly throughout the supply chain
Petko Oleg Yurevich	—	Head controlled or controlling legal entity
Pilgrirefin B.V.	Netherlands, Noord-Holland, Amsterdam, Postbus 990	Directly or indirectly controlling entities or individuals-owners (share of ownership in each link of the whole chain of more than 50%)
RUSBR, OOO	Rostovskaya obl, g. Rostov-Na-Donu, ul. Blagodatnaya, d. 247 ofis 307	Legal entities in which the direct or indirect shareholder with a share of more than 50% also holds a stake of more than 50% directly or indirectly throughout the supply chain
Sevostyanov Oleg Gennadevich	—	Head controlled or controlling legal entity
Skripka Stanislav Valerevich	—	Head controlled or controlling legal entity
TD ABRAU YUG, OOO	Krasnodarski kr, g. Novorossisk, s. Abrau-Dyurso, ul. Promyshlennaya, d. 19	Legal entities in which the direct or indirect shareholder with a share of more than 50% also holds a stake of more than 50% directly or indirectly throughout the supply chain
TD ABRAU, OOO	Krasnodarski kr, g. Novorossisk, s. Abrau-Dyurso, ul. Promyshlennaya, d. 19	Legal entities in which the direct or indirect shareholder with a share of more than 50% also holds a stake of more than 50% directly or indirectly throughout the supply chain
TERRITORIYA ABRAU-DYURSO, OOO	Krasnodarski kr, g. Novorossisk, s. Abrau-Dyurso, ul. Promyshlennaya, d. 19, etazh 2 pom. 4	Legal entities in which the direct or indirect shareholder with a share of more than 50% also holds a stake of more than 50% directly or indirectly throughout the supply chain
TSENTR VINNOGO TURIZMA ABRAU-DYURSO, OOO	Krasnodarski kr, g. Novorossisk, s. Abrau-Dyurso, ul. Promyshlennaya, d. 19	Legal entities in which the direct or indirect shareholder with a share of more than 50% also holds a stake of more than 50% directly or indirectly throughout the supply chain
TSVT- AKVA, OOO	Moskovskaya obl, Mytishchi okr, d. Novoaleksandrovo, d. NA YUZHNOB BEREKU KLYAZMINSKOGO VODOKHRANILISHCHA VOSTOCHNEE der. NOVO-	Legal entities in which the direct or indirect shareholder with a share of more than 50% also holds a stake of more than 50% directly or

Name, description	Address	Reason for link
	ALEKSANDROVO	indirectly throughout the supply chain
Titov Boris Yurevich	—	Directly or indirectly controlling entities or individuals-owners (share of ownership in each link of the whole chain of more than 50%)
Titov Pavel Borisovich	—	Head controlled or controlling legal entity
Troichuk Maksim Valerevich	—	Head controlled or controlling legal entity
UK DONVINPROM, ООО	Rostovskaya obl, g. Rostov-Na-Donu, ul. 14-Ya Liniya, d. 50 ofis 707	Legal entities in which the direct or indirect shareholder with a share of more than 50% also holds a stake of more than 50% directly or indirectly throughout the supply chain
VINODELNAYA VEDERNIKOV, ООО	Rostovskaya obl, Konstantinovski raion, khutor Vedernikov, ul. Tsentralnaya, d. 7	Legal entities in which the direct or indirect shareholder with a share of more than 50% also holds a stake of more than 50% directly or indirectly throughout the supply chain
VINOKONYACHNY DOM ALYANS-1892, ООО	g. Moskva, ul. Vereiskaya, d. 17	Legal entities in which the direct or indirect shareholder with a share of more than 50% also holds a stake of more than 50% directly or indirectly throughout the supply chain
VINOKONYACHNY ZAVOD ALYANS-1892, ООО	Kaliningradskaya obl, g. Chernyakhovsk, ul. Gogolya, d. 9A	Owners with the proportion equal to or greater than 20%
VOSTOCHNY VETER, ООО	Rostovskaya obl, Konstantinovski raion, khutor Vedernikov, ul. Promyshlennaya, d. 1	Legal entities in which the direct or indirect shareholder with a share of more than 50% also holds a stake of more than 50% directly or indirectly throughout the supply chain
Yakovenko Dmitri Vladimirovich	—	Head controlled or controlling legal entity
Zabolotni Denis Vasilevich	—	Head controlled or controlling legal entity
Zeidov Gyulbala Magomedovich	—	Head controlled or controlling legal entity

Persons entitled to act without power of attorney

Full name	Position held
Korovin Evgeni Anatolevich	Generalny direktor

Last updated in EGRUL (according to SPARK data): 17.10.2016

History of changes

Full name	Position held	Last updated in EGRUL
Simonenko Aleksei Vladimirovich	Generalny direktor	30.06.2016

Domains, All

Domain	Registration date	Expiration date	Status	IP address	Hosting location
td2a-link.ru	20.03.2017	20.03.2019	not active	194.85.149.184	Moscow region
td2a.ru	29.03.2018	29.03.2019	not active		

Inspections by government authorities

State control	Conducted	With violations	Planned
Rostrud	1		
Total	1		

Addresses checked: 1

Taxes

Taxes and fees, ₺

Name	2017
Value-added tax	7 649 764
Compulsory pension insurance contributions	7 390 538
Compulsory health insurance contributions	1 940 850
Compulsory social insurance contributions	495 944
Corporate income tax	83 482
Amount of taxes paid	17 560 578

Balance sheet, RUB, x 1

Name, description	Line code	2016	2017
Assets			
Capital assets	1150		464 000
LONG-TERM ASSETS	1100		464 000
Inventory	1210		2 000
VAT on inventory	1220	2 000	
Accounts receivable	1230		24 647 000
Cash and cash equivalents	1250	40 000	514 000
Other current assets	1260	2 940 000	
CURRENT ASSETS	1200	2 982 000	25 163 000
TOTAL ASSETS	1600	2 982 000	25 628 000
Liabilities			
Charter capital	1310	10 000	10 000
Retained earnings for reporting year	1370		457 000
CAPITAL AND RESERVES	1300	10 000	467 000
Borrowed funds (short-term)	1510	1 339 000	15 508 000
Accounts payable	1520	1 633 000	9 653 000
CURRENT LIABILITIES	1500	2 972 000	25 161 000
Total LIABILITIES	1700	2 982 000	25 628 000

The financial information presented is a result of the automated processing of companies' financial statements and it may not reflect the complete picture. Additional information is available in "Book-keeping reports" and "Issuer Reports"

Statement of Financial Results, RUB, x 1

Name, description	Line code	2016	2017
Income and expenses from business activities			
Revenue	2110		68 295 000
Gross profit (loss)	2100		68 295 000
Administrative expenses	2220		66 601 000
Operating profit (loss)	2200		1 694 000
Operating income and expenses			
Interest expense	2330		1 041 000
Other operating income	2340		29 000
Other operating expenses	2350		102 000
Pre-tax profit (loss)	2300		580 000
Profit tax and other similar compulsory payments	2410		123 000
Net profit	2400		457 000

The financial information presented is a result of the automated processing of companies' financial statements and it may not reflect the complete picture. Additional information is available in "Book-keeping reports" and "Issuer Reports"

Statement of Cash Flows, RUB, x 1

Name, description	Line code	2016	2017
Cashflow from operating activities			
Inflow from operating activities	4110		50 180 000
Sales of products, goods, works and services	4111		49 761 000
Outflow from operating activities	4120	1 298 000	62 193 000
Payments to suppliers (contractors)	4121	50 000	10 370 000
Payments for the labour of employees	4122	1 193 000	51 295 000
Profits tax	4124		83 000
Balance of cashflow from operating activities	4100	-1 298 000	-12 013 000
Cashflow from investment activities			
Outflow from investment activities	4220		652 000
Purchase, building, modernization, reconstruction and preparation for use of fixed assets	4221		652 000
Balance of cashflow from investment activities	4200		-652 000
Cashflow from financial activities			
Inflow from financial activities	4310	1 338 000	19 139 000
Loans and credits	4311	1 328 000	19 139 000
Monetary contributions from owners (sharers)	4312	10 000	
Outflow from financial activities	4320		6 000 000
Balance of cashflow from financial activities	4300	1 338 000	13 139 000
Cashflow balance of the accounting period	4400	40 000	474 000

The financial information presented is a result of the automated processing of companies' financial statements and it may not reflect the complete picture. Additional information is available in "Book-keeping reports" and "Issuer Reports"

Book-keeping report, 2017, GMC Rosstat

Balance Sheet, 2017

Form № 1 by OKUD 710001 Reporting period 2017
 OKVED (KDES Ed. 2): 70.22 Unit of measurement 1 x 1000 RUB
 INN 7727294564 Source GMC Rosstat

Description	Code	As of accounting date	As of the end of the previous accounting period	As of the end of the period prior to that preceding the previous
ASSETS				
I. NONCURRENT ASSETS				
Intangible assets	1110	—	—	—
Research and development results	1120	—	—	—
Fixed assets	1130	—	—	—
Income-bearing investments in tangible assets	1140	—	—	—
Fixed assets	1150	464	—	—
Income-bearing investments in tangible assets	1160	—	—	—
Financial investments	1170	—	—	—
Deffered tax assets	1180	—	—	—
Other noncurrent assets	1190	—	—	—
Total in Section I	1100	464	—	—
II. CURRENT ASSETS				
Inventories	1210	2	—	—
value-added tax on goods purchased	1220	—	2	—
Accounts receivable	1230	24 647	—	—

Financial investments	1240	—	—	—
Cash and cash equivalents	1250	514	40	—
Other current assets	1260	—	2 940	—
Total in Section II	1200	25 163	2 982	—
TOTAL Assets	1600	25 628	2 982	—
LIABILITIES				
III. CAPITAL AND RESERVES				
Authorized capital (share capital, charter capital, colleagues' contributions)	1310	10	10	—
Treasury stock	1320	—	—	—
Revaluation of noncurrent assets	1340	—	—	—
Additional capital (excluding revaluation)	1350	—	—	—
Reserve capital	1360	—	—	—
Retained earnings (uncovered loss)	1370	457	—	—
Total in Section III	1300	467	10	—
IV. LONG-TERM LIABILITIES				
Borrowed funds	1410	—	—	—
Deferred tax liabilities	1420	—	—	—
Provisions for contingent liabilities	1430	—	—	—
Other liabilities	1450	—	—	—
Total in Section IV	1400	—	—	—
V.SHORT-TERM LIABILITIES				
Borrowed funds	1510	15 508	1 339	—

Accounts payable	1520	9 653	1 633	—
Deferred income	1530	—	—	—
Future expense provisions	1540	—	—	—
Other liabilities	1550	—	—	—
Total in section V	1500	25 161	2 972	—
TOTAL Liabilities	1700	25 628	2 982	—

Financial results statement, 2017

Form № 2 by OKUD 710002

Reporting period 2017

OKVED (KDES Ed. 2): 70.22

Unit of measurement 1 × 1000 RUB

INN 7727294564

Source GMC Rosstat

Description	Code	Accounting period	For the previous period
Revenue	2110	68 295	—
Cost of sales	2120	—	—
Gross profit (loss)	2100	68 295	—
Commercial expenses	2210	—	—
Management costs	2220	66 601	—
Profit (loss) from sales	2200	1 694	—
Income from sharing	2310	—	—
Interest receivable	2320	—	—
Interest payable	2330	1 041	—
Other income	2340	29	—

Other expenses	2350	102	—
Profit (loss) before taxes	2300	580	—
Income tax	2410	123	—
including permanent tax liabilities (assets)	2421	-7	—
Change in deferred tax liabilities	2430	—	—
Change in deferred tax assets	2450	—	—
Other	2460	—	—
Net profit (loss)	2400	457	—
REFERENCE			
Fixed assets revaluation results, not included in net income (loss) of the period	2510	—	—
Other operations results, not included in net income (loss) of the period	2520	—	—
Total financial result of the period	2500	457	—
Basic earnings (loss) per share	2900	—	—
Diluted earnings (loss) per share	2910	—	—

Capital change report, 2017

Form № 3 by OKUD 710003
 OKVED (KDES Ed. 2): 70.22
 INN 7727294564

Reporting period 2017
 Unit of measurement 1 x 1000 RUB
 Source GMC Rosstat

Description	Code	Charter capital	Own shares repurchased form the shareholders	Additional capital	Legal reserve	Retaining earnings (loss)	Total
Capital flow							
The value of share capital, preceding the	3100	—	—	—	—	—	—

previous, as of 31 December

For the accounting period of the previous year:

Total capital increase	3210	—	—	—	—	—	—
including							
net profit	3211	—	—	—	—	—	—
Property revaluation	3212	—	—	—	—	—	—
earnings directly attributable to the increase of the capital	3213	—	—	—	—	—	—
additional issue of shares	3214	—	—	—	—	—	—
increase of the nominal shares value	3215	—	—	—	—	—	—
legal entity reorganization	3216	—	—	—	—	—	—
Total decrease in capital	3220	—	—	—	—	—	—
including							
loss	3221	—	—	—	—	—	—
Property revaluation	3222	—	—	—	—	—	—
expenses directly attributable to the reduction of capital	3223	—	—	—	—	—	—
nominal value of shares reduction	3224	—	—	—	—	—	—
decrease in the number of shares	3225	—	—	—	—	—	—
legal entity reorganization	3226	—	—	—	—	—	—
dividends	3227	—	—	—	—	—	—
Change of additional capital	3230	—	—	—	—	—	—
Changing the capital reserves	3240	—	—	—	—	—	—

The value of the previous year share capital as of 31 December	3200	10	—	—	—	—	10
For the accounting year:							
Total capital increase	3310	—	—	—	—	457	457
including							
net profit	3311	—	—	—	—	457	457
Property revaluation	3312	—	—	—	—	—	—
earnings directly attributable to the increase of the capital	3313	—	—	—	—	—	—
additional issue of shares	3314	—	—	—	—	—	—
increase of the nominal shares value	3315	—	—	—	—	—	—
legal entity reorganization	3316	—	—	—	—	—	—
Total decrease in capital	3320	—	—	—	—	—	—
including							
loss	3321	—	—	—	—	—	—
Property revaluation	3322	—	—	—	—	—	—
expenses directly attributable to the reduction of capital	3323	—	—	—	—	—	—
nominal value of shares reduction	3324	—	—	—	—	—	—
decrease in the number of shares	3325	—	—	—	—	—	—
legal entity reorganization	3326	—	—	—	—	—	—
dividends	3327	—	—	—	—	—	—
Change of additional capital	3330	—	—	—	—	—	—
Changing the capital reserves	3340	—	—	—	—	—	—

The value of the accounting year share capital as of 31 December	3300	10	—	—	—	457	467
Net assets							
Description	Code	As of 31 December of accounting year	As of 31 December of the previous year	As of 31 December of the year preceding the previous			
Net assets	3600	467	10	—	—	—	—

Cashflow Statement, 2017

Form № 4 by OKUD 710004
 OKVED (KDES Ed. 2): 70.22
 INN 7727294564

Reporting period 2017
 Unit of measurement 1 × 1000 RUB
 Source GMC Rosstat

Description	Code	Accounting period	For the last year period, similar to the accounting
Cashflow from operating activities			
Total inflow	4110	50 180	—
including:			
sales of products, goods, works and services	4111	49 761	—
rentals payments, license payments, royalties, commissions, and similar payments	4112	—	—
financial investment resales	4113	—	—
other inflow	4119	419	—
Total outflow	4120	62 193	—
including:			
payments to suppliers (contractors) for raw materials, works and services	4121	10 370	—
payments for the labour of employees	4122	51 295	—

debenture interest	4123	—	—
profits tax	4124	83	—
other outflow	4129	445	—
Balance of cashflow from operating activities	4100	-12 013	—
Cashflow from investment activities			
Total inflow	4210	—	—
including:			
sale of fixed assets (excl. financial investments)	4211	—	—
sale of shares of other organizations	4212	—	—
loan redemptions, sale of debt securities (rights of claim on financial assets)	4213	—	—
dividends, interest on debt financial investments, and similar receipts from share participation	4214	—	—
other inflow	4219	—	—
Total outflow	4220	652	—
including:			
purchase, building, modernization, reconstruction and preparation for use of fixed assets	4221	652	—
purchase of shares of other organizations	4222	—	—
purchase of debt securities (rights of claim on financial assets), granting of loans	4223	—	—
interest on debentures included in investment asset value	4224	—	—
other outflow	4229	—	—
Balance of cashflow from investment activities	4200	-652	—
Cashflow from financial activities			
Total inflow	4310	19 139	—
including:			

loans and credits	4311	19 139	—
monetary contributions from owners (sharers)	4312	—	—
share issue, participation interest increase	4313	—	—
issue of bonds, bills and other debt securities, etc.	4314	—	—
other inflow	4319	—	—
Total outflow	4320	6 000	—
including:			
payments to owners (sharers) due to redemption of their shares or cessation of their membership	4321	—	—
dividends, and other distributions of profits among owners (sharers)	4322	—	—
payments (redemption) of bills and other debt securities, repayment of loans and credits	4323	—	—
other outflow	4329	6 000	—
Balance of cashflow from financial activities	4300	13 139	—
Cashflow balance of the accounting period	4400	474	—
Opening cash balance	4450	—	—
Closing cash balance	4500	—	—
Effect of exchange rate changes	4490	—	—

Analytic balance sheet, Analysis, 2017, RUB, x 1 000

Name	Row code	2016	Growth, %	Percentage, %	2017	Growth, %	Percentage, %
Assets							
Capital assets	1150				464		1.81
LONG-TERM ASSETS	1100				464		1.81
Inventory	1210				2		0.01
VAT on inventory	1220	2		0.07			
Accounts receivable	1230				24 647		96.17
Cash and cash equivalents	1250	40		1.34	514	1 185	2.01
Other current assets	1260	2 940		98.59			
CURRENT ASSETS	1200	2 982		100	25 163	743.83	98.19
TOTAL ASSETS	1600	2 982		100	25 628	759.42	100
Passive							
Charter capital	1310	10		0.34	10		0.04
Retained earnings for reporting year	1370				457		1.78
CAPITAL AND RESERVES	1300	10		0.34	467	4 570	1.82
Borrowed funds (short-term)	1510	1 339		44.9	15 508	1 058.18	60.51
Accounts payable	1520	1 633		54.76	9 653	491.12	37.67
CURRENT LIABILITIES	1500	2 972		99.66	25 161	746.6	98.18
Total LIABILITIES	1700	2 982		100	25 628	759.42	100
Working capital		-1 593		-53.42	15 510	1 073.63	60.52
Net assets		10		0.34	467	4 570	1.82
Total Debt		2 972		99.66	25 161	746.6	98.18

The financial information presented is a result of the automated processing of companies' financial statements and it may not reflect the complete picture. Additional information is available in "Book-keeping reports" and "Issuer Reports"

Analytic report on Cash Flows, Analysis, 2017, RUB, x 1 000

Name	Row code	2016	Growth, %	Percentage, %	2017	Growth, %	Percentage, %
Cashflow from operating activities							
Inflow from operating activities	4110				50 180		72.39
Sales of products, goods, works and services	4111				49 761		71.79
Outflow from operating activities	4120	1 298		97.01	62 193	4 691.45	89.72
Payments to suppliers (contractors)	4121	50		3.74	10 370	20 640	14.96
Payments for the labour of employees	4122	1 193		89.16	51 295	4 199.66	74
Profits tax	4124				83		0.12
Balance of cashflow from operating activities	4100	-1 298		-97.01	-12 013	-825.5	-17.33
Cashflow from investment activities							
Outflow from investment activities	4220				652		0.94
Purchase, building, modernization, reconstruction and preparation for use of fixed assets	4221				652		0.94
Balance of cashflow from investment activities	4200				-652		-0.94
Cashflow from financial activities							
Inflow from financial activities	4310	1 338		100	19 139	1 330.42	27.61
Loans and credits	4311	1 328		99.25	19 139	1 341.19	27.61
Monetary contributions from owners (sharers)	4312	10		0.75			
Outflow from financial activities	4320				6 000		8.66
Balance of cashflow from financial activities	4300	1 338		100	13 139	881.99	18.95
Cashflow balance of the accounting period	4400	40		2.99	474	1 085	0.68

The financial information presented is a result of the automated processing of companies' financial statements and it may not reflect the complete picture. Additional information is available in "Book-keeping reports" and "Issuer Reports"

Coefficients calculation, Analysis, 2017, RUB, x 1 000

Name	2016	Growth, %	2017	Growth, %
Assets				
Intangible assets, ths ₺				
Capital assets, ths ₺			464	
Income-bearing investment in tangible assets, ths ₺				
Long-term investments, ths ₺				
other long-term investments, ths ₺				
Other long-term assets, ths ₺				
LONG-TERM ASSETS, ths ₺			464	
CURRENT ASSETS, ths ₺	2 982		25 163	743.83
Inventory, ths ₺			2	
VAT on inventory, ths ₺	2			
Accounts receivable, ths ₺			24 647	
Short-term investments, ths ₺				
Cash and cash equivalents, ths ₺	40		514	1 185
Net assets, ths ₺	10		467	4 570
Other current assets, ths ₺	2 940			
TOTAL ASSETS, ths ₺	2 982		25 628	759.42
Liabilities				
Charter capital, ths ₺	10		10	
CAPITAL AND RESERVES, ths ₺	10		467	4 570
Paid-in capital, asset revaluation, ths ₺				
Reserve funds, ths ₺				
Retained earnings for reporting year, ths ₺			457	

Name	2016	Growth, %	2017	Growth, %
LONG-TERM LIABILITIES, ths ₺				
Borrowed funds (long-term), ths ₺				
Deferred tax liabilities, ths ₺				
Other long-term liabilities, ths ₺				
CURRENT LIABILITIES, ths ₺	2 972		25 161	746.6
Borrowed funds (short-term), ths ₺	1 339		15 508	1 058.18
Accounts payable, ths ₺	1 633		9 653	491.12
Deferred income, ths ₺				
Other short-term liabilities, ths ₺				
Total LIABILITIES, ths ₺	2 982		25 628	759.42
Revenues and expenses on ordinary activities				
Gross profit (loss), ths ₺			68 295	
Revenue, ths ₺			68 295	
Cost of sales, ths ₺				
Operating profit (loss), ths ₺			1 694	
Selling expenses, ths ₺				
Administrative expenses, ths ₺			66 601	
Operating income and expenses				
Dividend income, ths ₺				
Interest income, ths ₺				
Interest expense, ths ₺			1 041	
Other operating income, ths ₺			29	
Other operating expenses, ths ₺			102	
Net profit, ths ₺			457	

Name	2016	Growth, %	2017	Growth, %
Pre-tax profit (loss), ths ₺			580	
Profit tax and other similar compulsory payments, ths ₺			123	
EBIT, ths ₺			1 621	
Cashflow from operating activities				
Balance of cashflow from operating activities, ths ₺	-1 298		-12 013	-825.5
Inflow from operating activities, ths ₺			50 180	
Total inflow, ths ₺	1 338		69 319	5 080.79
Sales of products, goods, works and services, ths ₺			49 761	
Inflow from rentals, license payments, royalties, commissions, and similar payments, ths ₺				
Inflow from financial investment resales, ths ₺				
Outflow from operating activities, ths ₺	1 298		62 193	4 691.45
Total outflow, ths ₺	1 298		68 845	5 203.93
Payments to suppliers (contractors), ths ₺	50		10 370	20 640
Payments for the labour of employees, ths ₺	1 193		51 295	4 199.66
Debenture interest, ths ₺				
Profits tax, ths ₺			83	
Cashflow from investment activities				
Balance of cashflow from investment activities, ths ₺			-652	
Inflow from investment activities, ths ₺				
Sale of fixed assets, ths ₺				
Sale of shares of other organizations, ths ₺				
Loan redemptions, sale of debt securities (rights of claim on financial assets), ths ₺				
Dividends, interest on debt financial investments, and similar receipts from share participation, ths ₺				
Outflow from investment activities, ths ₺			652	

Name	2016	Growth, %	2017	Growth, %
Purchase, building, modernization, reconstruction and preparation for use of fixed assets, ths ₺			652	
Purchase of shares of other organizations, ths ₺				
Purchase of debt securities (rights of claim on financial assets), granting of loans, ths ₺				
Interest on debentures included in investment asset value, ths ₺				
Cashflow from financial activities				
Balance of cashflow from financial activities, ths ₺	1 338		13 139	881.99
Inflow from financial activities, ths ₺	1 338		19 139	1 330.42
Loans and credits, ths ₺	1 328		19 139	1 341.19
Monetary contributions from owners (sharers), ths ₺	10			
Share issue, participation interest increase, ths ₺				
Issue of bonds, bills and other debt securities, etc., ths ₺				
Outflow from financial activities, ths ₺			6 000	
Payments to owners (sharers) due to redemption of their shares or cessation of their membership, ths ₺				
Dividends, and other distributions of profits among owners (sharers), ths ₺				
Payments (redemption) of bills and other debt securities, repayment of loans and credits, ths ₺				
Cashflow balance of the accounting period, ths ₺	40		474	1 085
Asset management				
Payables period (days)				
Payables turnover			12.1	
Days in Inventories, DII				
Inventories turnover			68 295	
Collection period (days)			66	
Receivables turnover			5.5	
Days in Fixed assets			1.2	

Name	2016	Growth, %	2017	Growth, %
Fixed assets Turnover			294.4	
Asset turnover period (days)			76	
Total assets turnover			477.42	
Gross profit-to-Assets			266.49	
Share of working capital in Assets	0.34		0.01	-97.06
Accounts receivable -to-Assets			96.17	
Debt management				
Debt-to-equity ratio	29 720		5 387.79	-81.87
EBIT Interest Coverage Ratio			-67.92	
Total Debt-to-Total Equity	13 390		3 320.77	-75.2
Net Debt-to-Total Equity	12 990		3 210.71	-75.28
Total Debt-to-EBIT			956.69	
Long-term mobilization ratio				
Liquidity management				
Current ratio, %	100.34		100.01	-0.33
Share of short-term debt	100		100	
Quick ratio, %	100.34		100	-0.34
Cash ratio, %	1.35		2.04	51.11
Profitability				
Return on sales (ROS), %			0.67	
The share of administrative, commercial and other expenses in revenue			97.52	
Gross profit margin, %			100	
Operating margin, %			2.48	
Gross margin costs, %				

Name	2016	Growth, %	2017	Growth, %
Gross profit margin selling and administrative expenses, %			102.54	
Margin costs, %			2.54	
Share of cost in revenue				
Return On Assets, ROA %			3.19	
Return on equity (ROE), %			191.61	
EBITM			-0.68	
St.105.8 NK RF				
Gross profit margin (p.1.1. st. 105 NK RF), %			100	
Gross margin costs (p.1.2. st. 105 NK RF), %				
Operating margin (p.1.3. st. 105 NK RF), %			2.48	
Margin costs (p.1.4. st. 105 NK RF), %			2.54	
Gross profit margin selling and administrative expenses (p.1.5. st. 105 NK RF), %			102.54	
Return on assets, %			6.75	
Other				
Working capital, ths ₺	-1 593		15 510	1 073.63
Total Debt, ths ₺	2 972		25 161	746.6
Equity, ths ₺	10		467	4 570
Tax reporting				
Income, ths ₺			68 324	
Expenses, ths ₺			67 744	
Taxes, ths ₺			17 561	
Compulsory pension insurance contributions, ths ₺			7 391	
Compulsory health insurance contributions, ths ₺			1 941	
Compulsory social insurance contributions, ths ₺			496	

Name	2016	Growth, %	2017	Growth, %
Value-added tax, ths ₺			7 650	
Corporate income tax, ths ₺			83	
Simplified tax system, ths ₺				
Transport tax, ths ₺				
Unified tax on imputed income for certain types of activity, ths ₺				
Land tax, ths ₺				
Property tax, ths ₺				
Macro indicators				
Zero coupon yield curve, %	8.45		6.62	
GDP, ths ₺	23 897 825 144		25 503 404 739	
Inflation Rate, %	5.39		2.51	

The financial information presented is a result of the automated processing of companies' financial statements and it may not reflect the complete picture. Additional information is available in "Book-keeping reports" and "Issuer Reports"

Financial condition estimate, RUB, x 1, 2017

Moscow

Business and other management consultancy activities (OKVED: 70.22)

Financial statistics, 2017 year, x 1 RUB

Indicator name	Value	Total value for a sector			Total value for a region Moscow City		
		For Russia	Share of company, %	Moscow City	Share of company, %	Value	Share of company, %
Assets	25 628 000	8 035 377 561 758		5 528 252 797 117		246 216 995 136 001	
Gross profit	68 295 000	203 599 031 225	0.03	124 071 625 145	0.06	14 322 783 842 828	
Noncurrent assets	464 000	5 956 711 979 507		4 367 909 096 407		115 469 215 446 386	
Sale proceeds	68 295 000	952 684 863 000	0.01	522 068 568 412	0.01	116 241 290 886 257	
Accounts receivable (over a year)	24 647 000	827 784 570 029		459 960 161 241	0.01	34 625 522 197 936	
Monetary funds	514 000	164 903 839 823		96 742 782 470		5 895 015 220 663	
Loans and credits (short-term)	15 508 000	1 333 230 944 000		1 139 143 055 000		14 584 220 023 588	
Capital and reserves	467 000	3 853 238 741 020		2 589 063 201 296		56 508 841 999 732	
Account payable	9 653 000	801 625 492 139		481 031 615 222		35 198 312 531 735	
Current assets	25 163 000	2 070 877 433 251		1 152 600 335 710		130 719 603 841 614	
Earnings before tax	580 000	441 575 340 835		364 964 215 527		5 662 578 551 443	
Profit from sale	1 694 000	124 814 323 150		73 039 238 989		5 621 978 668 398	
Net profit	457 000	201 362 247 155		227 637 944 167		1 923 994 154 413	

Performance estimates, 2017 year

Indicator name	Indicator value for the company	Value for sector, volume of revenue of companies 30-100 mln RUB
----------------	---------------------------------	---

		For Russia	Moscow City
The share of noncurrent assets in asset	2	67.1	54.07
Capital adequacy	2	34.84	19.11
Quick liquidity ratio	1	0.38	0.76
Debt capital concentration ratio, %	98	66.67	84.42
Return on assets (at book profit)	4	1.29	5.27
Return on all operations (at book profit)	1	6.21	22.62
Return on equity capital (at book profit)	243	3.71	33.98
Industry average of own working capital (in % to revenue)	0	-19.84	-14.93

Summary data obtained by summing the values of selected indicators by companies within the region and / or industry.