

Report Content




Company Card	1
Registration Data.....	3
Economic Activities.....	6
Change history.....	8
EGRUL transcript.....	12
Phones.....	13
Companies with matching phone number +7 (495) 2321001, Affiliated	14
Addresses.....	15
Comments	16
Shareholders, EGRUL.....	17
Company's links	18
Persons entitled to act without power of attorney	19
Real estate	20
Legal cases.....	21
Enforcement proceedings.....	23
Enforcement proceedings types.....	23
Inspections by government authorities	24
News reports, Last 30 days, Any mention, Any subject	25
Taxes	26
Balance sheet, RUB, x 1	27
Statement of Financial Results, RUB, x 1	29
Analytic balance sheet, Analysis, 2017, RUB, x 1 000	30
Analytic statement of Financial Results, Analysis, 2017, RUB, x 1 000	32
Coefficients calculation, Analysis, 2017, RUB, x 1 000.....	33
Summary report, RUB	40
Financial condition estimate, RUB, x 1, 2017	44

Company Card

Name (Eng)	OBSHCHESTVO S OGRANICHENNOI OTVETSTVENNOSTYU "KING-DOM MENEDZHMENT"
Name in Russian	ООО "КИНГ-ДОМ МЕНЕДЖМЕНТ"
Legal address	127018, g. Moskva, ul. Oktyabrskaya, d. 7 str. 3
Phone no	+7 (495) 2321001
Registration date	25.05.2006
OGRN	1067746628454
INN	7719591891
OKOPF	Limited liability companies
Main type of activity	Renting and operating of own or leased real estate
Manager	Pavlov Georgi Vladimirovich · generalny direktor
Parent company	DELMONT VENTURES LIMITED · Cyprus
Reorganization	1

Size of enterprise	Micro Enterprises
Average number of employees	1 persons
Charter capital	5 000 000 RUB · 06.12.2007

Income	65 560 000 P · 31.12.2017
Expenses	48 687 000 P · 31.12.2017
Taxes	9 526 411 P · 31.12.2017

Sales revenue	 31 413 000 P · 31.12.2017
Net profit	 13 496 000 P · 31.12.2017
Net assets	 -42 427 000 P · 31.12.2017

Status Acting (EGRUL 06.02.2019)

Credit Limit Insufficient data

SPARK indices



Risk
low



DDI
low



FS
medium



PDI
-

Activity for 12 months

Staff	1 persons
Legal cases	1 completed
Payments	17 payments to 1 participants of the project "SPARK-Monitoring of payments"
Procurements	Do not participate in tenders by Federal law FZ-44 and FZ-223
Licenses	Information on licenses in EGRUL not included
Pledges and leasing	There is no property in pledge or leasing
Property	There is a property in the property and rent
Marketing (domains and trademarks)	There is no registered domains or trademarks
Inspections	Is absent in the Unified Register of Inspections for the last 12 months
Enforcement proceedings	1 completed for the amount of 19 ₺
Insurance contributions, 2017	PFR 301 320 ₺ · FOMS 78 030 ₺ · FSS 32 335 ₺

Risk factors

— The phone set by several legal entities 5

— The Company has no equity capital

The Balance sheet item "Capital and reserves" shows value less than 0. This means that the company is "fundamentally" losing money, that is, to cover the losses it has already used all of its own capital. The data of financial reports from Rosstat is used for calculation

Registration Data

SPARK code	5416213
OGRN	1067746628454
INN	7719591891
KPP	771501001
OKPO	95568387
OKATO	45280569000
OKTMO	45357000000
OKFS	Property of foreign legal entities (23)
OKOPF	Limited liability companies (12300)

State registration data

Primary registration date	25.05.2006
Registration date	25.05.2006
Registering authority	Mezhraionnaya inspektsiya FNS Rossii N46 po g.Moskve
Registration authority address	125373,Moskva g,Pokhodny proezd, domovladenie 3, str.2

Information about the account with the tax authority

Tax authority	Inspektsiya Federalnoi nalogovoi sluzhby N 15 po g. Moskve
Date of account registration	26.09.2008

Registration with Pension Fund (PF), Social Insurance Fund (FSS), Compulsory Medical Insurance Fund (FOMS)

Fund name	Registration date	Deregistration date	Registration number	Registering authority
PF	26.12.2008		087312065662	Gosudarstvennoe uchrezhdenie - Glavnoe Upravlenie Pensionnogo fonda RF N6 po g. Moskve i Moskovskoi oblasti munitsipalny raion Marina Roshcha g.Moskvy
FSS	05.12.2017		772403113277381	Filial N38 Gosudarstvennogo uchrezhdeniya - Moskovskogo regionalnogo otdeleniya Fonda sotsialnogo strakhovaniya Rossiskoi Federatsii
FOMS	26.05.2006		454190600480845	Moskovski gorodskoi fond obyazatel'nogo meditsinskogo strakhovaniya

Information about statements submitted for state registration

Form	Type of changes	Date of submission	Tax authority	State Registration Number	Documents ready on (date)
P14001	Introduced to the register	26.12.2013 (Personally)	Mezhraionnaya IFNS Rossii N 46 po g.Moskve	2147746070833	13.01.2014

Form	Type of changes	Date of submission	Tax authority	State Registration Number	Documents ready on (date)
	information (form № r14001), including in part of the: person entitled to act without power of attorney on behalf of a legal entity				
P14001	Application for an entry to the Unified State Register of Legal Entities of changes in a legal entity data other than changes to its constituent documents		MEZHRAIONNAYA INSPEKTSIYA FEDERALNOI NALOGOVOI SLUZHBY N 46 PO G. MOSKVE	7127746003389	28.03.2012
P13001	Application for state registration of amendments to the constituent documents of a legal entity		MEZHRAIONNAYA INSPEKTSIYA FEDERALNOI NALOGOVOI SLUZHBY N 46 PO G. MOSKVE	6097748706181	10.11.2009
P13001	Application for state registration of amendments to the constituent documents of a legal entity		Mezhraionnaya inspektsiya Federalnoi nalogovoi sluzhby N 46 po g. Moskve	7097747690869	30.07.2009
P14001	Application for an entry to the Unified State Register of Legal Entities of changes in a legal entity data other than changes to		Mezhraionnaya inspektsiya Federalnoi nalogovoi sluzhby N 46 po g. Moskve	7097747690847	30.07.2009

Form	Type of changes	Date of submission	Tax authority	State Registration Number	Documents ready on (date)
	its constituent documents				

Economic Activities

Sector affiliation by OKVED

Name, description	OKVED
Renting and operating of own or leased real estate (Main - EGRPO GMC Rosstat, EGRUL)	68.20
Agents involved in the wholesale of a variety of goods	46.19
Wholesale trade in foodstuffs, beverages and tobacco	46.3
Wholesale of other food, including fish, crustaceans and molluscs	46.38
Non-specialised wholesale of food products, beverages and tobacco goods	46.39
Wholesale of nonfood consumer goods	46.4
Wholesale of other household goods	46.49
Wholesale trade in other consumer goods n.e.c.	46.49.49
Wholesale of other machinery and equipment	46.69
Wholesale of other construction materials and products	46.73.6
Wholesale of other intermediate products	46.76
Non-specialised wholesale trade	46.90
Retail sale in non-specialised stores with food, beverages or tobacco predominating	47.11
Other retail sale in non-specialised stores	47.19
Retail sale of nonfood products n.e.c. in specialized stores	47.78.9
Retail sale not in stores, stalls or markets	47.9
Warehousing and storage	52.10
Cargo handling	52.24
Courier activities	53.20.3
Computer programming activities	62.01
Computer consultancy activities	62.02
Data processing, hosting and related activities	63.11
Creating and using data bases and information resources	63.11.1
Financial intermediation consulting	66.19.4
Renting and operating of own or leased non-residential real estate	68.20.2
Real estate agencies	68.31
Intermediary services for purchase and sale of real estate on a fee or contract basis	68.31.1
Intermediary services for renting of real estate on a fee or contract basis	68.31.2
Consulting services for purchase and sale of real estate on a fee or contract basis	68.31.3
Consulting services for renting of real estate on a fee or contract basis	68.31.4
Accounting services	69.20.2
Business and other management consultancy activities	70.22
Advertising agencies	73.11

Name, description	OKVED
Translation and interpretation activities	74.30
Renting and leasing of agricultural machinery and equipment	77.31
Travel agency activities	79.11
Other building and industrial cleaning activities	81.22
Other cleaning activities n.e.c.	81.29.9
Photocopying, document preparation and other specialised office support activities	82.19
Activities of call centres	82.20
Other business support service activities n.e.c.	82.99

Change history

History of address changes

Address	Relevance date
g. Moskva, ul. Sokolinoi Gory 5-ya, d. 17/41 str. 1	25.05.2006

History of charter capital changes

Relevance date	Value, RUB
06.12.2007	5 000 000
22.05.2007	10 000 000
13.11.2006	2 500 000
01.08.2006	10 000

History of manager changes

Full name	Position held	Date of changes
Pavlov Georgi Vladimirovich	generalny direktor	10.01.2014
Goncharov Aleksandr Ivanovich	generalny direktor	11.06.2008
Andriyakin Oleg Vladimirovich	generalny direktor	14.12.2007
Nikolaev Aleksandr Borisovich	generalny direktor	25.05.2006

Successors in reorganization

Name, description	Address	Type of succession	Date
KING-DOM SERVIS, ООО	g. Moskva, prospekt Vernadskogo, d. 37 korp. 2	Legal successor by reorganization in the form of separation	06.12.2007

Registration in Federal Tax Service (FNS)

Registration date	Termination date	Registering authority
26.09.2008		Inspektsiya Federalnoi nalogovoi sluzhby N 15 po g. Moskve
25.05.2006		Inspektsiya Federalnoi nalogovoi sluzhby N19 po g.Moskve

Registration in Pension Fund (PF)

Registration number	Date of account registration	Date of account termination	Registering authority
087312065662	26.12.2008		Gosudarstvennoe uchrezhdenie - Glavnoe Upravlenie Pensionnogo fonda RF N6 po g. Moskve i Moskovskoi oblasti munitsipalny raion Marina Roshcha g.Moskvy
087415048864	26.05.2006		Gosudarstvennoe uchrezhdenie - Glavnoe Upravlenie Pensionnogo fonda RF N7 Upravlenie N2 munitsipalny raion Sokolinaya gora g.Moskvy

Registration in Social Insurance Fund (FSS)

Registration number	Date of account registration	Date of account termination	Registering authority
772403113277381	05.12.2017		Filial N38 Gosudarstvennogo uchrezhdeniya - Moskovskogo regionalnogo otdeleniya Fonda sotsialnogo strakhovaniya Rossiskoi Federatsii
772403113277241	26.05.2006		Filial N24 Gosudarstvennogo uchrezhdeniya - Moskovskogo regionalnogo otdeleniya Fonda sotsialnogo strakhovaniya Rossiskoi Federatsii

Registration actions with Federal Tax Service (FNS)

GRN	Change date	Change type	Additional information
6187746371125	29.01.2018	Registration of a legal entity as an insured in the executive body of the Social Insurance Fund of the Russian Federation data entry to EGRUL	
2147746070833	10.01.2014	Alteration of legal entity data, contained in EGRUL, not related to the alteration of constituent documents, on an application	<ul style="list-style-type: none"> A person entitled to act without a warrant - Pavlov Georgi Vladimirovich, Generalny direktor
8127747625800	13.11.2012	Certificate reissue EGRUL entry	
7127746003389	28.03.2012	Alteration of legal entity data, contained in EGRUL, not related to the alteration of constituent documents, on an application	
8107747428143	07.07.2010	Legal entity bank accounts data entry to EGRUL	
8107747428154	07.07.2010	Legal entity bank accounts data entry to EGRUL	
6097748706181	10.11.2009	Alteration of legal entity data, contained in EGRUL, related to the adjustment of a limited liability company statute in accordance with the Federal law as of 30.12.2008 № 312-FZ	<ul style="list-style-type: none"> Shareholder - KOMPANIYA "DELMONT VENCHURS LIMITED" (DELMONT VENTURES LIMITED), nominalnaya stoimost 5000000 rub., dolya 100%
7097747837730	03.08.2009	Legal entity bank accounts data entry to EGRUL	
7097747837741	03.08.2009	Legal entity bank accounts data entry to EGRUL	
7097747837752	03.08.2009	Legal entity bank accounts data entry to EGRUL	
7097747837763	03.08.2009	Legal entity bank accounts data entry to EGRUL	
7097747837774	03.08.2009	Legal entity bank accounts data entry to EGRUL	
7097747690847	30.07.2009	Alteration of legal entity data, contained in EGRUL, not related to the alteration of constituent documents, on an application	

GRN	Change date	Change type	Additional information
7097747690869	30.07.2009	Alteration of legal entity data, contained in EGRUL, related to the alteration of constituent documents, on an application	
2087766205228	29.12.2008	Registration of a legal entity as an insured in the territorial authority of the Pension Fund of the Russian Federation data entry to EGRUL	
2087762084793	26.09.2008	Alteration of legal entity data, contained in EGRUL, related to the alteration of constituent documents, on an application	<ul style="list-style-type: none"> Address - g. Moskva, ul. Oktyabrskaya, d. 7 str. 3
2087762084804	26.09.2008	Registration of a legal entity in a tax authority data entry to EGRUL	
2087762084815	26.09.2008	Registration of a legal entity in a tax authority data entry to EGRUL	
2087756533445	11.06.2008	Alteration of legal entity data, contained in EGRUL, not related to the alteration of constituent documents, on an application	
2087755141516	15.05.2008	Alteration of legal entity data, contained in EGRUL, not related to the alteration of constituent documents, on an application	<ul style="list-style-type: none"> Shareholder - KOMPANIYA "DELMONT VENCHURS LIMITED" (DELMONT VENTURES LIMITED), nominalnaya stoimost 5000000 rub., dolya 100%
2087755141550	15.05.2008	Alteration of legal entity data, contained in EGRUL, related to the alteration of constituent documents, on an application	
9087746838016	04.05.2008	Alteration of legal entity data, contained in EGRUL, not related to the alteration of constituent documents, on an application	
9087746838038	04.05.2008	Alteration of legal entity data, contained in EGRUL, related to the alteration of constituent documents, on an application	
2077763881688	14.12.2007	Alteration of legal entity data, contained in EGRUL, not related to the alteration of constituent documents, on an application	
2077763616600	10.12.2007	Registration of a legal entity as an insured in the territorial fund of obligatory medical insurance data entry to EGRUL	
2077763528192	06.12.2007	Alteration of legal entity data, contained in EGRUL, related to separation of legal entities during its reorganization in the form of separation	
2077763528225	06.12.2007	Alteration of legal entity data, contained in EGRUL, not related to the alteration of constituent documents, on an application	

GRN	Change date	Change type	Additional information
2077763528236	06.12.2007	Alteration of legal entity data, contained in EGRUL, related to the alteration of constituent documents, on an application	<ul style="list-style-type: none"> Charter capital - 5000000 rub.
2077755626573	22.05.2007	Alteration of legal entity data, contained in EGRUL, not related to the alteration of constituent documents, on an application	
2077755626617	22.05.2007	Alteration of legal entity data, contained in EGRUL, related to the alteration of constituent documents, on an application	
2067759748835	16.11.2006	Alteration of data, contained in EGRUL, based on documents submitted by a legal entity, in connection with errors earlier made by the registering authority	
2067759576960	13.11.2006	Alteration of legal entity data, contained in EGRUL, not related to the alteration of constituent documents, on an application	
2067759577015	13.11.2006	Alteration of legal entity data, contained in EGRUL, related to the alteration of constituent documents, on an application	
8067746668883	29.05.2006	Registration of a legal entity as an insured in the territorial fund of obligatory medical insurance data entry to EGRUL	
8067746678090	29.05.2006	Registration of a legal entity as an insured in the executive body of the Social Insurance Fund of the Russian Federation data entry to EGRUL	
8067746688090	29.05.2006	Registration of a legal entity as an insured in the territorial authority of the Pension Fund of the Russian Federation data entry to EGRUL	
1067746628454	25.05.2006	EGRUL entry of data on the establishment of a legal entity	<ul style="list-style-type: none"> Company name - OBSHCHESTVO S OGRANICHENNOI OTVETSTVENNOSTYU "KING-DOM MENEDZHMENT"
8067746630262	25.05.2006	Registration of a legal entity in a tax authority data entry to EGRUL	

EGRUL transcript

06 February
2019




[Word](#)

[PDF](#)

Phones


Phone	Operator	Companies with matching phone number
+7 (495) 2321001	PAO "Mobilnye TeleSistemy" (g. Moskva)	3 Affiliated . 5 Not affiliated . 4 Inactive

Companies with matching phone number +7 (495) 2321001, Affiliated

Name	Address	Comment
 AGENTSTVO FAKTORING+, ZAO	g. Moskva, ul. Sadovaya-Sukharevskaya, d. 2/34 str. 1	Company is affiliated
 FABRIKA REKLAMY ALEKSO, ZAO	g. Moskva, ul. Sadovaya-Sukharevskaya, d. 2/34 str. 1	Company is affiliated
 OEMBIEI, ZAO	g. Moskva, ul. Obratsova, d. 4/40 str. 4	Company is affiliated

Addresses

g. Moskva, ul. Oktyabrskaya, d. 7 str. 3

 This address was deemed unreliable by 1 company

Other companies on the same address

Companies	Not affiliated	Affiliated	Inactive	Total
With the same address	5	0	20	25
In this building	5	0	21	26

Comments

Comments will be visible only to you

Shareholders, EGRUL

EGRUL

Name, description	Address	Share in charter capital, rubles	Share in charter capital, %	Date entered in EGRUL
DELMONT VENTURES LIMITED	Lampousas, 1, 1095, Leykosia, Kypros	5 000 000	100.00	10.11.2009

History of changes

Name, description	Address	Share in charter capital, rubles	Share in charter capital, %	Date entered in EGRUL
Kompaniya "MELVARD INVESTMENTS LIMITED" ("MELWARD INVESTMENTS LIMITED")	Kipr, g. Nikosiya 1095, ul. Lampousas, dom 1	5 000 000	100.00	15.05.2008
Movshevich Mikhail Vladimirovich	—	2 500 000	50.00	06.12.2007
Nikolaev Aleksandr Borisovich	—	2 500 000	50.00	06.12.2007
Movshevich Mikhail Vladimirovich	—	5 000 000	100.00	22.05.2007
Nikolaev Aleksandr Borisovich	—	5 000 000	100.00	22.05.2007

Company's links

Affiliated parties

Name, description	Address	Reason for link
AGENTSTVO FAKTORING+, ZAO	g. Moskva, ul. Sadovaya-Sukharevskaya, d. 2/34 str. 1	Companies in which the head is also the current leader
DELMONT VENTURES LIMITED	Lampoyzas, 1, 1095, Leykosia, Kypros	Owners with the proportion equal to or greater than 20%
DIZAIN-INVEST, OOO	g. Moskva, ul. Sadovaya-Sukharevskaya, d. 2/34 str. 1	Companies in which the head is also the current leader
FABRIKA REKLAMY ALEKSO, ZAO	g. Moskva, ul. Sadovaya-Sukharevskaya, d. 2/34 str. 1	Companies in which the head is also the current leader
OEMBI EI, ZAO	g. Moskva, ul. Obratsova, d. 4/40 str. 4	Companies in which the head is also the current leader
Pavlov Georgi Vladimirovich	—	Director

Persons entitled to act without power of attorney

Full name	Position held
Pavlov Georgi Vladimirovich	Generalny direktor

Last updated in EGRUL (according to SPARK data): 10.01.2014

History of changes

Full name	Position held	Last updated in EGRUL
Goncharov Aleksandr Ivanovich	Generalny direktor	11.06.2008
Andriyakin Oleg Vladimirovich	Generalny direktor	14.12.2007
Nikolaev Aleksandr Borisovich	Generalny direktor	25.05.2006

Real estate

Property

Cadastral number	Address	Name	Right registration date	Area, sq. m	Update date
77:02:0024030:1038	g. Moskva, ul Oktyabrskaya, d 7, stroen 3	Building	19.12.2006	1 414.1	10.04.2018

Rent

Cadastral number	Address	Name	Landlord	Registration date	Area, sq. m	Update date
77:02:0024030:4001	g. Moskva, ul. Oktyabrskaya, vl. 7, str. 3	Plot of land	Dannye o pravoobladatele otsutstvuyut	11.10.2013	1 185	09.04.2018

The information presented is a result of the automated processing of data from EGRN as of actual date and it may not reflect the complete picture. Interfax is not liable for the completeness, reliability and relevance of the data placed in the EGRN database. Additional information is available in «Cadastral of immovable property items» tool

Legal cases

1 case total · 1 completed

Cases statistics

Defendant

Year	Amount	Cases
2012	—	—

Plaintiff

Year	Amount	Cases
2012	—	1

Plaintiff 1 case

Completed

1

case

Decisions and rulings	Decision done		Completed		
	Amount	Cases	Amount	Cases	
Undefined	—	—	—	1	100 %

Enforcement proceedings

1 closed proceeding
amount 19 P

Enforcement proceedings types

Name	Ongoing		Closed	
	Amount	Cases	Amount	Cases
Taxes-and-duties	—	—	19 P	1

Inspections by government authorities

State control	Conducted	With violations	Planned
MCHS	2		
Rosreestr	2		
Total	4		

Addresses checked: 2

News reports, Last 30 days, Any mention, Any subject

Last 30 days

Any mention

Any subject

Service developed on the basis of API [SCAN-Interfax](#). Due to the specifics of information submission in the media, the search result may contain data on companies with similar names, and for persons with the same first and last name.

Taxes

Taxes and fees, ₽

Name	2017
Value-added tax	4 375 842
Corporate property tax	3 160 598
Corporate income tax	1 578 286
Compulsory pension insurance contributions	301 320
Compulsory health insurance contributions	78 030
Compulsory social insurance contributions	32 335
Amount of taxes paid	9 526 411

Penalties and fines of taxes and duties, ₽

Name	2017
Interest arrears	1 461
Corporate property tax	

Information on the amounts of liabilities and arrears for penalties and fines are indicated as of December 31 of the year preceding the year of their posting on the FTS of Russia website, provided there are such shortfalls and indebtedness for penalties and fines as of October 1 of the year of posting of the specified information on the FTS of Russia website (Attachment to FTS of Russia instruction N MMB-7-14/729@ of December 29, 2016).

Balance sheet, RUB, x 1

Name, description	Line code	2013	2014	2015	2016	2017
Assets						
Capital assets	1150	132 893 000	127 061 000	121 237 000	115 734 000	109 817 000
other long-term investments	1180	595 000	16 274 000	26 513 000	16 281 000	14 726 000
LONG-TERM ASSETS	1100	133 488 000	143 335 000	147 750 000	132 015 000	124 543 000
VAT on inventory	1220	389 000	389 000	389 000	389 000	389 000
Accounts receivable	1230	1 855 000	1 515 000	9 971 000	7 323 000	10 270 000
Short-term investments	1240	2 500 000	2 500 000	12 000 000	22 000 000	24 440 000
Cash and cash equivalents	1250	95 000	712 000	5 204 000	2 540 000	13 247 000
Other current assets	1260					1 000
CURRENT ASSETS	1200	4 839 000	5 116 000	27 565 000	32 252 000	48 348 000
TOTAL ASSETS	1600	138 328 000	148 451 000	175 315 000	164 267 000	172 891 000
Liabilities						
Charter capital	1310	5 000 000	5 000 000	5 000 000	5 000 000	5 000 000
Retained earnings for reporting year	1370	2 620 000	-60 068 000	-101 247 000	-60 924 000	-47 427 000
CAPITAL AND RESERVES	1300	7 620 000	-55 068 000	-96 247 000	-55 924 000	-42 427 000
Borrowed funds (long-term)	1410	123 753 000	197 551 000	255 928 000	205 657 000	194 343 000
LONG-TERM LIABILITIES	1400	123 753 000	197 551 000	255 928 000	205 657 000	194 343 000
Borrowed funds (short-term)	1510	8 000	4 094 000	10 423 000	12 886 000	16 135 000
Accounts payable	1520	6 947 000	1 873 000	5 211 000	1 647 000	4 841 000
CURRENT LIABILITIES	1500	6 955 000	5 967 000	15 634 000	14 534 000	20 975 000

Name, description	Line code	2013	2014	2015	2016	2017
Total LIABILITIES	1700	138 328 000	148 451 000	175 315 000	164 267 000	172 891 000

The financial information presented is a result of the automated processing of companies' financial statements and it may not reflect the complete picture. Additional information is available in "Book-keeping reports" and "Issuer Reports"

Statement of Financial Results, RUB, x 1

Name, description	Line code	2013	2014	2015	2016	2017
Income and expenses from business activities						
Revenue	2110	47 861 000	35 102 000	32 958 000	32 232 000	31 413 000
Cost of sales	2120	33 874 000	22 047 000	18 410 000	20 108 000	19 960 000
Gross profit (loss)	2100	13 987 000	13 055 000	14 548 000	12 124 000	11 453 000
Administrative expenses	2220	38 000	49 000	27 000	30 000	136 000
Operating profit (loss)	2200	13 949 000	13 006 000	14 521 000	12 094 000	11 317 000
Operating income and expenses						
Interest income	2320	69 000	137 000	130 000	1 805 000	1 939 000
Interest expense	2330	11 039 000	2 931 000	4 357 000	4 605 000	3 933 000
Other operating income	2340	140 365 000	11 937 000	74 600 000	82 204 000	32 208 000
Other operating expenses	2350	143 264 000	100 516 000	136 314 000	40 941 000	24 658 000
Pre-tax profit (loss)	2300	80 000	-78 367 000	-51 420 000	50 557 000	16 873 000
Profit tax and other similar compulsory payments	2410	285 000				1 822 000
Net profit	2400	62 000	-62 688 000	-41 181 000	40 325 000	13 496 000

The financial information presented is a result of the automated processing of companies' financial statements and it may not reflect the complete picture. Additional information is available in "Book-keeping reports" and "Issuer Reports"

Analytic balance sheet, Analysis, 2017, RUB, x 1 000

Name	Row code	2015	Growth, %	Percentage, %	2016	Growth, %	Percentage, %	2017	Growth, %	Percentage, %
Assets										
Capital assets	1150	121 237	-4.58	69.15	115 734	-4.54	70.45	109 817	-5.11	63.52
other long-term investments	1180	26 513	62.92	15.12	16 281	-38.59	9.91	14 726	-9.55	8.52
LONG-TERM ASSETS	1100	147 750	3.08	84.28	132 015	-10.65	80.37	124 543	-5.66	72.04
VAT on inventory	1220	389		0.22	389		0.24	389		0.22
Accounts receivable	1230	9 971	558.15	5.69	7 323	-26.56	4.46	10 270	40.24	5.94
Short-term investments	1240	12 000	380	6.84	22 000	83.33	13.39	24 440	11.09	14.14
Cash and cash equivalents	1250	5 204	630.9	2.97	2 540	-51.19	1.55	13 247	421.54	7.66
Other current assets	1260							1		
CURRENT ASSETS	1200	27 565	438.8	15.72	32 252	17	19.63	48 348	49.91	27.96
TOTAL ASSETS	1600	175 315	18.1	100	164 267	-6.3	100	172 891	5.25	100
Passive										
Charter capital	1310	5 000		2.85	5 000		3.04	5 000		2.89
Retained earnings for reporting year	1370	-101 247	-68.55	-57.75	-60 924	39.83	-37.09	-47 427	22.15	-27.43
CAPITAL AND RESERVES	1300	-96 247	-74.78	-54.9	-55 924	41.9	-34.04	-42 427	24.13	-24.54
Borrowed funds (long-term)	1410	255 928	29.55	145.98	205 657	-19.64	125.2	194 343	-5.5	112.41
LONG-TERM LIABILITIES	1400	255 928	29.55	145.98	205 657	-19.64	125.2	194 343	-5.5	112.41
Borrowed funds (short-term)	1510	10 423	154.59	5.95	12 886	23.63	7.84	16 135	25.21	9.33
Accounts payable	1520	5 211	178.22	2.97	1 647	-68.39	1	4 841	193.93	2.8
CURRENT LIABILITIES	1500	15 634	162.01	8.92	14 534	-7.04	8.85	20 975	44.32	12.13
Total LIABILITIES	1700	175 315	18.1	100	164 267	-6.3	100	172 891	5.25	100
Working capital		9 964	2 714.69	5.68	8 216	-17.54	5	18 676	127.31	10.8
Net assets		-96 247	-74.78	-54.9	-55 924	41.9	-34.04	-42 427	24.13	-24.54
Total Debt		271 562	33.43	154.9	220 191	-18.92	134.04	215 318	-2.21	124.54

The financial information presented is a result of the automated processing of companies' financial statements and it may not reflect the complete picture. Additional information is available in "Book-keeping reports" and "Issuer Reports"

Analytic statement of Financial Results, Analysis, 2017, RUB, x 1 000

Name	Row code	2015	Growth, %	Percentage, %	2016	Growth, %	Percentage, %	2017	Growth, %	Percentage, %
Revenues and expenses on ordinary activities										
Revenue	2110	32 958	-6.11	100	32 232	-2.2	100	31 413	-2.54	100
Cost of sales	2120	18 410	-16.5	55.86	20 108	9.22	62.39	19 960	-0.74	63.54
Gross profit (loss)	2100	14 548	11.44	44.14	12 124	-16.66	37.61	11 453	-5.53	36.46
Administrative expenses	2220	27	-44.9	0.08	30	11.11	0.09	136	353.33	0.43
Operating profit (loss)	2200	14 521	11.65	44.06	12 094	-16.71	37.52	11 317	-6.42	36.03
Operating income and expenses										
Interest income	2320	130	-5.11	0.39	1 805	1 288.46	5.6	1 939	7.42	6.17
Interest expense	2330	4 357	48.65	13.22	4 605	5.69	14.29	3 933	-14.59	12.52
Other operating income	2340	74 600	524.95	226.35	82 204	10.19	255.04	32 208	-60.82	102.53
Other operating expenses	2350	136 314	35.61	413.6	40 941	-69.97	127.02	24 658	-39.77	78.5
Pre-tax profit (loss)	2300	-51 420	34.39	-156.02	50 557	198.32	156.85	16 873	-66.63	53.71
Profit tax and other similar compulsory payments	2410							1 822		5.8
Net profit	2400	-41 181	34.31	-124.95	40 325	197.92	125.11	13 496	-66.53	42.96
EBIT		-47 193	37.55	-143.19	53 357	213.06	165.54	18 867	-64.64	60.06

The financial information presented is a result of the automated processing of companies' financial statements and it may not reflect the complete picture. Additional information is available in "Book-keeping reports" and "Issuer Reports"

Coefficients calculation, Analysis, 2017, RUB, x 1 000

Name	2015	Growth, %	2016	Growth, %	2017	Growth, %
Assets						
Intangible assets, ths ₺						
Capital assets, ths ₺	121 237	-4.58	115 734	-4.54	109 817	-5.11
Income-bearing investment in tangible assets, ths ₺						
Long-term investments, ths ₺						
other long-term investments, ths ₺	26 513	62.92	16 281	-38.59	14 726	-9.55
Other long-term assets, ths ₺						
LONG-TERM ASSETS, ths ₺	147 750	3.08	132 015	-10.65	124 543	-5.66
CURRENT ASSETS, ths ₺	27 565	438.8	32 252	17	48 348	49.91
Inventory, ths ₺						
VAT on inventory, ths ₺	389		389		389	
Accounts receivable, ths ₺	9 971	558.15	7 323	-26.56	10 270	40.24
Short-term investments, ths ₺	12 000	380	22 000	83.33	24 440	11.09
Cash and cash equivalents, ths ₺	5 204	630.9	2 540	-51.19	13 247	421.54
Net assets, ths ₺	-96 247	-74.78	-55 924	41.9	-42 427	24.13
Other current assets, ths ₺					1	
TOTAL ASSETS, ths ₺	175 315	18.1	164 267	-6.3	172 891	5.25
Liabilities						
Charter capital, ths ₺	5 000		5 000		5 000	
CAPITAL AND RESERVES, ths ₺	-96 247	-74.78	-55 924	41.9	-42 427	24.13
Paid-in capital, asset revaluation, ths ₺						
Reserve funds, ths ₺						
Retained earnings for reporting year, ths ₺	-101 247	-68.55	-60 924	39.83	-47 427	22.15

Name	2015	Growth, %	2016	Growth, %	2017	Growth, %
LONG-TERM LIABILITIES, ths ₺	255 928	29.55	205 657	-19.64	194 343	-5.5
Borrowed funds (long-term), ths ₺	255 928	29.55	205 657	-19.64	194 343	-5.5
Deferred tax liabilities, ths ₺						
Other long-term liabilities, ths ₺						
CURRENT LIABILITIES, ths ₺	15 634	162.01	14 534	-7.04	20 975	44.32
Borrowed funds (short-term), ths ₺	10 423	154.59	12 886	23.63	16 135	25.21
Accounts payable, ths ₺	5 211	178.22	1 647	-68.39	4 841	193.93
Deferred income, ths ₺						
Other short-term liabilities, ths ₺						
Total LIABILITIES, ths ₺	175 315	18.1	164 267	-6.3	172 891	5.25
Revenues and expenses on ordinary activities						
Gross profit (loss), ths ₺	14 548	11.44	12 124	-16.66	11 453	-5.53
Revenue, ths ₺	32 958	-6.11	32 232	-2.2	31 413	-2.54
Cost of sales, ths ₺	18 410	-16.5	20 108	9.22	19 960	-0.74
Operating profit (loss), ths ₺	14 521	11.65	12 094	-16.71	11 317	-6.42
Selling expenses, ths ₺						
Administrative expenses, ths ₺	27	-44.9	30	11.11	136	353.33
Operating income and expenses						
Dividend income, ths ₺						
Interest income, ths ₺	130	-5.11	1 805	1 288.46	1 939	7.42
Interest expense, ths ₺	4 357	48.65	4 605	5.69	3 933	-14.59
Other operating income, ths ₺	74 600	524.95	82 204	10.19	32 208	-60.82
Other operating expenses, ths ₺	136 314	35.61	40 941	-69.97	24 658	-39.77
Net profit, ths ₺	-41 181	34.31	40 325	197.92	13 496	-66.53

Name	2015	Growth, %	2016	Growth, %	2017	Growth, %
Pre-tax profit (loss), ths ₺	-51 420	34.39	50 557	198.32	16 873	-66.63
Profit tax and other similar compulsory payments, ths ₺					1 822	
EBIT, ths ₺	-47 193	37.55	53 357	213.06	18 867	-64.64
Cashflow from operating activities						
Balance of cashflow from operating activities, ths ₺						
Inflow from operating activities, ths ₺						
Total inflow, ths ₺						
Sales of products, goods, works and services, ths ₺						
Inflow from rentals, license payments, royalties, commissions, and similar payments, ths ₺						
Inflow from financial investment resales, ths ₺						
Outflow from operating activities, ths ₺						
Total outflow, ths ₺						
Payments to suppliers (contractors), ths ₺						
Payments for the labour of employees, ths ₺						
Debenture interest, ths ₺						
Profits tax, ths ₺						
Cashflow from investment activities						
Balance of cashflow from investment activities, ths ₺						
Inflow from investment activities, ths ₺						
Sale of fixed assets, ths ₺						
Sale of shares of other organizations, ths ₺						
Loan redemptions, sale of debt securities (rights of claim on financial assets), ths ₺						
Dividends, interest on debt financial investments, and similar receipts from share participation, ths ₺						

Name	2015	Growth, %	2016	Growth, %	2017	Growth, %
Outflow from investment activities, ths ₺						
Purchase, building, modernization, reconstruction and preparation for use of fixed assets, ths ₺						
Purchase of shares of other organizations, ths ₺						
Purchase of debt securities (rights of claim on financial assets), granting of loans, ths ₺						
Interest on debentures included in investment asset value, ths ₺						
Cashflow from financial activities						
Balance of cashflow from financial activities, ths ₺						
Inflow from financial activities, ths ₺						
Loans and credits, ths ₺						
Monetary contributions from owners (sharers), ths ₺						
Share issue, participation interest increase, ths ₺						
Issue of bonds, bills and other debt securities, etc., ths ₺						
Outflow from financial activities, ths ₺						
Payments to owners (sharers) due to redemption of their shares or cessation of their membership, ths ₺						
Dividends, and other distributions of profits among owners (sharers), ths ₺						
Payments (redemption) of bills and other debt securities, repayment of loans and credits, ths ₺						
Cashflow balance of the accounting period, ths ₺						
Asset management						
Payables period (days)	70.22	-3.82	62.24	-11.36	59.32	-4.69
Payables turnover	9.3	16.25	9.4	1.08	9.7	3.19
Days in Inventories, DII						

Name	2015	Growth, %	2016	Growth, %	2017	Growth, %
Inventories turnover						
Collection period (days)	64	255.56	98	53.13	102	4.08
Receivables turnover	5.7	-72.6	3.7	-35.09	3.6	-2.7
Days in Fixed assets	1 374.9	1.73	1 341.7	-2.41	1 310.4	-2.33
Fixed assets Turnover	0.3		0.3		0.3	
Asset turnover period (days)	1 793	20.25	1 923	7.25	1 959	1.87
Total assets turnover	20.36	-16.83	18.98	-6.78	18.63	-1.84
Gross profit-to-Assets	8.3	-5.57	7.38	-11.08	6.62	-10.3
Share of working capital in Assets	6.81	1 294.74	10.79	58.44	15.83	46.71
Accounts receivable -to-Assets	5.69	457.84	4.46	-21.62	5.94	33.18
Debt management						
Debt-to-equity ratio	-282.15	23.66	-393.73	-39.55	-507.5	-28.9
EBIT Interest Coverage Ratio	-1 045.17	53.32	775.68	174.22	196.82	-74.63
Total Debt-to-Total Equity	-276.74	24.42	-390.79	-41.21	-496.09	-26.95
Net Debt-to-Total Equity	-271.33	25.64	-386.24	-42.35	-464.87	-20.36
Total Debt-to-EBIT	-564.39	-111.52	409.59	172.57	1 115.59	172.37
Long-term mobilization ratio	160.27	15.59	137.35	-14.3	127.93	-6.86
Liquidity management						
Current ratio, %	176.31	105.63	221.91	25.86	230.5	3.87
Share of short-term debt	3.91	92.61	5.9	50.9	7.67	30
Quick ratio, %	176.31	105.63	221.91	25.86	230.5	3.87
Cash ratio, %	110.04	104.42	168.85	53.44	179.68	6.41
Profitability						
Return on sales (ROS), %	-124.95	30.04	125.11	200.13	42.96	-65.66

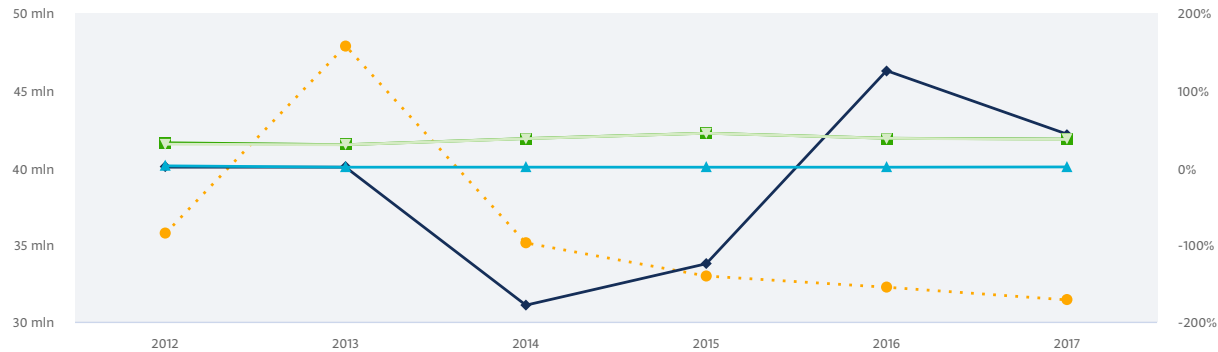
Name	2015	Growth, %	2016	Growth, %	2017	Growth, %
The share of administrative, commercial and other expenses in revenue	0.08	-42.86	0.09	12.5	0.43	377.78
Gross profit margin, %	44.14	18.69	37.61	-14.79	36.46	-3.06
Operating margin, %	44.06	18.92	37.52	-14.84	36.03	-3.97
Gross margin costs, %	79.02	33.46	60.29	-23.7	57.38	-4.83
Gross profit margin selling and administrative expenses, %	53 881.48	102.24	40 413.33	-25	8 421.32	-79.16
Margin costs, %	78.76	33.81	60.06	-23.74	56.31	-6.24
Share of cost in revenue	55.86	-11.07	62.39	11.69	63.54	1.84
Return On Assets, ROA %	-25.44	41.81	23.75	193.36	8.01	-66.27
Return on equity (ROE), %	54.43	-79.4	-53	-197.37	-27.44	48.23
EBITM	-169.63	26.88	136.97	180.75	35.02	-74.43
St.105.8 NK RF						
Gross profit margin (p.1.1. st. 105 NK RF), %	44.14	18.69	37.61	-14.79	36.46	-3.06
Gross margin costs (p.1.2. st. 105 NK RF), %	79.02	33.46	60.29	-23.7	57.38	-4.83
Operating margin (p.1.3. st. 105 NK RF), %	44.06	18.92	37.52	-14.84	36.03	-3.97
Margin costs (p.1.4. st. 105 NK RF), %	78.76	33.81	60.06	-23.74	56.31	-6.24
Gross profit margin selling and administrative expenses (p.1.5. st. 105 NK RF), %	53 881.48	102.24	40 413.33	-25	8 421.32	-79.16
Return on assets, %	11.07	9.39	9.83	-11.2	9.42	-4.17
Other						
Working capital, ths ₺	9 964	2 714.69	8 216	-17.54	18 676	127.31
Total Debt, ths ₺	271 562	33.43	220 191	-18.92	215 318	-2.21
Equity, ths ₺	-96 247	-74.78	-55 924	41.9	-42 427	24.13
Tax reporting						
Income, ths ₺					65 560	

Name	2015	Growth, %	2016	Growth, %	2017	Growth, %
Expenses, ths ₺					48 687	
Taxes, ths ₺					9 526	
Compulsory pension insurance contributions, ths ₺					301	
Compulsory health insurance contributions, ths ₺					78	
Compulsory social insurance contributions, ths ₺					32	
Value-added tax, ths ₺					4 376	
Corporate income tax, ths ₺					1 578	
Simplified tax system, ths ₺						
Transport tax, ths ₺						
Unified tax on imputed income for certain types of activity, ths ₺						
Land tax, ths ₺						
Property tax, ths ₺					3 161	
Macro indicators						
Zero coupon yield curve, %	10.17		8.45		6.62	
GDP, ths ₺	22 924 804 847		23 897 825 144		25 503 404 739	
Inflation Rate, %	12.91		5.39		2.51	

The financial information presented is a result of the automated processing of companies' financial statements and it may not reflect the complete picture. Additional information is available in "Book-keeping reports" and "Issuer Reports"

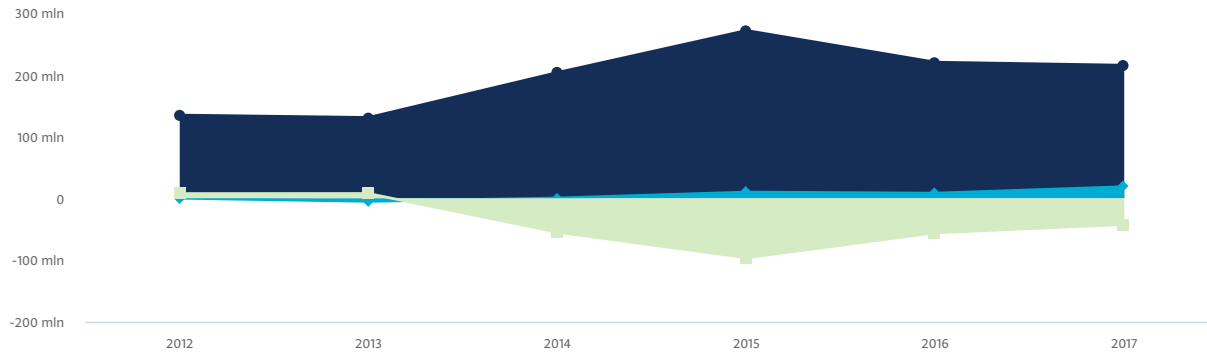
Summary report, RUB

Profitability



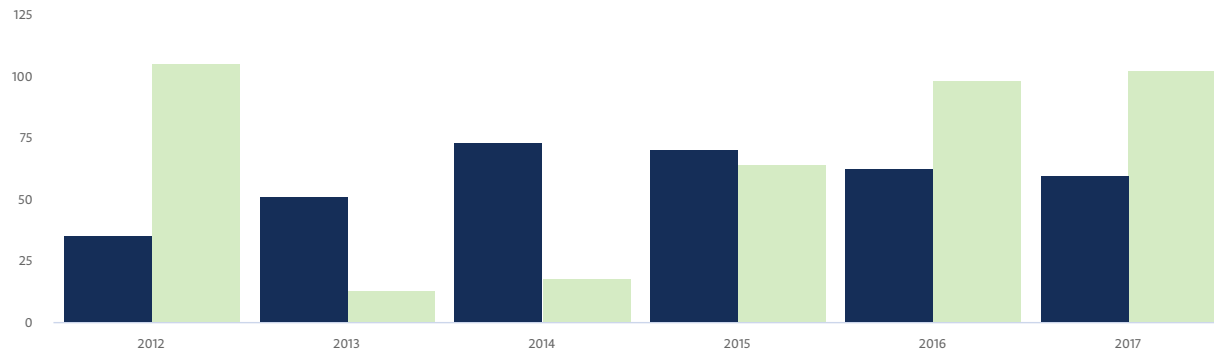
Name	2015	Growth, %	2016	Growth, %	2017	Growth, %
■ Revenue, P	32 958 000	-6.11	32 232 000	-2.2	31 413 000	-2.54
■ Return on sales (ROS), %	-124.95	30.04	125.11	200.13	42.96	-65.66
■ Gross profit margin, %	44.14	18.69	37.61	-14.79	36.46	-3.06
■ The share of administrative, commercial and other expenses in revenue	0.08	-42.86	0.09	12.5	0.43	377.78
■ Operating margin, %	44.06	18.92	37.52	-14.84	36.03	-3.97

Debt management



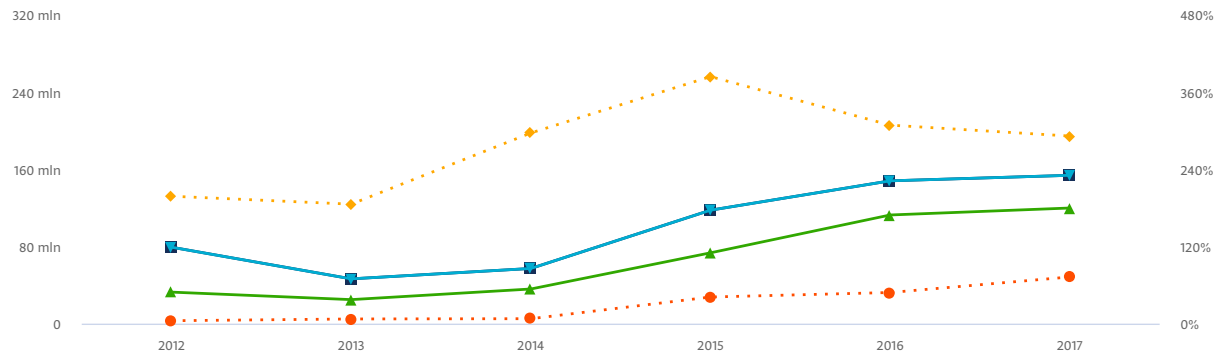
Name	2015	Growth, %	2016	Growth, %	2017	Growth, %
Total Debt, P	271 562 000	33.43	220 191 000	-18.92	215 318 000	-2.21
Working capital, P	9 964 000	2 714.69	8 216 000	-17.54	18 676 000	127.31
Equity, P	-96 247 000	-74.78	-55 924 000	41.9	-42 427 000	24.13

Asset management



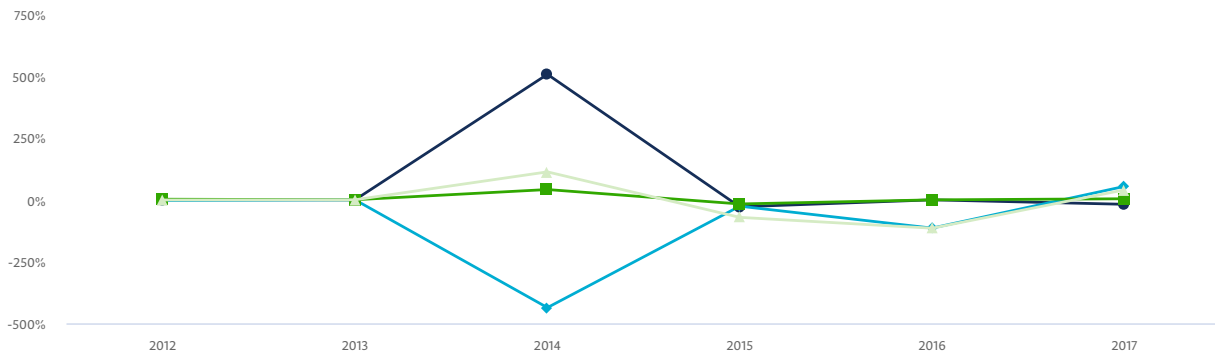
Name	2015	Growth, %	2016	Growth, %	2017	Growth, %
Payables period (days)	70	-3.82	62	-11.36	59	-4.69
Collection period (days)	64	255.56	98	53.13	102	4.08

Ratio



Name	2015	Growth, %	2016	Growth, %	2017	Growth, %
■ CURRENT ASSETS, P	27 565 000	438.8	32 252 000	17	48 348 000	49.91
■ LONG-TERM LIABILITIES, P	255 928 000	29.55	205 657 000	-19.64	194 343 000	-5.5
■ Current ratio, %	176.31	105.63	221.91	25.86	230.5	3.87
■ Cash ratio, %	110.04	104.42	168.85	53.44	179.68	6.41
■ Quick ratio, %	176.31	105.63	221.91	25.86	230.5	3.87

DuPont Model



Dupont indicator	2015	2016	2017
■ Equity multiplier, %	-28.35	-0.21	-18.18
■ Return on sales (ROS), %	-25.9	-114.49	54.31
■ Asset Efficiency, %	-16.8	-0.19	4.17
■ Return on equity (ROE), %	-71.05	-114.89	40.3

Financial condition estimate, RUB, x 1, 2017

Financial statistics, 2017 year, x 1 RUB

Indicator name	Value	Total value for a sector			Total value for a region Moscow City		
		For Russia	Share of company, %	Moscow City	Share of company, %	Value	Share of company, %
Assets	172 891 000	10 524 304 257 323		4 065 533 252 025		246 216 995 136 001	
Gross profit	11 453 000	751 804 182 431		264 319 506 973		14 322 783 842 828	
Noncurrent assets	124 543 000	7 236 853 390 273		2 779 294 478 826		115 469 215 446 386	
Sale proceeds	31 413 000	2 047 425 294 766		628 112 301 599	0.01	116 241 290 886 257	
Accounts receivable (over a year)	10 270 000	1 780 046 850 365		643 124 373 285		34 625 522 197 936	
Monetary funds	13 247 000	241 609 675 662	0.01	96 301 758 033	0.01	5 895 015 220 663	
Loans and credits (long-term)	194 343 000	3 898 053 023 583		1 728 989 023 000	0.01	29 486 737 253 459	
Loans and credits (short-term)	16 135 000	1 530 662 613 772		466 762 529 015		14 584 220 023 588	
Capital and reserves	-42 427 000	2 887 948 878 533		1 118 412 303 086		56 508 841 999 732	
Account payable	4 841 000	1 822 804 709 211		578 815 319 023		35 198 312 531 735	
Current assets	48 348 000	3 285 185 787 402		1 286 184 575 199		130 719 603 841 614	
Earnings before tax	16 873 000	604 766 438 023		184 560 199 244	0.01	5 662 578 551 443	
Profit from sale	11 317 000	575 043 249 730		189 009 516 409	0.01	5 621 978 668 398	
Cost of goods and services sold	19 960 000	1 212 960 897 688		345 423 532 544	0.01	101 896 072 268 885	
Net profit	13 496 000	1 901 430 794	0.71	-37 267 182 626	-0.04	1 923 994 154 413	

Performance estimates, 2017 year

Indicator name	Indicator value for the company	Value for sector, volume of revenue of companies 30-100 mln RUB
----------------	---------------------------------	---

		For Russia	Moscow City
The share of noncurrent assets in asset	72	71.52	75.37
Capital adequacy	-25	26.8	42.02
Quick liquidity ratio	2	0.38	0.8
Debt capital concentration ratio, %	125	73.52	58.3
Funds in calculation turnover (days)	101	252.55	299.72
Return on assets (at book profit)	10	0.01	-6.64
Return on all operations (at book profit)	54	0.05	-58.71
Return on equity capital (at book profit)	-34	0.04	-15.41
Industry average of own working capital (in % to revenue)	72	-5.3	1.05

Summary data obtained by summing the values of selected indicators by companies within the region and / or industry.